

The spark plug must be securely tightened. An improperly tightened spark plug can become very hot and may damage the engine.

1



Prepare a plug wrench.

2

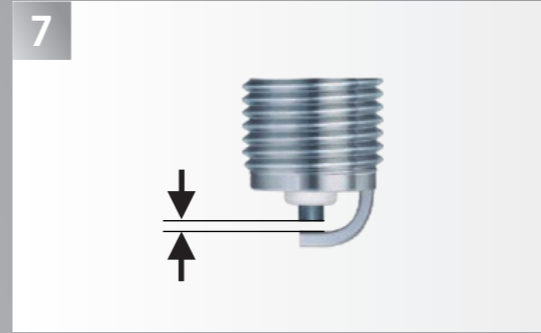


6




Clean up spark plug by wire brush.

7



Correct the gap, if necessary, by carefully bending the side electrode.

3



Disconnect the spark plug cap, and set the plug wrench on the spark plug.

8



Install the spark plug carefully, by hand, to avoid cross threading.

4




Loosen the plug by turning the plug wrench counterclockwise.

9



Reinstall the spark plug. If reinstalling the old spark plug, tighten 1/8 to 1/4 turn after the spark plug seats. If installing a new spark plug, tighten 1/2 turn after the spark plug seats to compress the sealing washer.

5



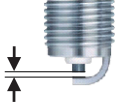
Remove the spark plug with the spark plug wrench.

10



Attach the spark plug cap to the spark plug.

SPARK PLUG SELECTION TABLE

MODEL			Spark Plug	
	mm	inch	DENSO	NGK
G100K1	0.6-0.7	0.024-0.028	W14MR-U	BMR4A
G100K2	0.6-0.7	0.024-0.028	—	BPMR4A
G150	0.6-0.7	0.024-0.028	W14F-U	BR4HS
G150K1	0.6-0.7	0.024-0.028	W14F-U	B4H
G200	0.6-0.7	0.024-0.028	W14F-U	BPR4HS
G200K1	0.6-0.7	0.024-0.028	W14F-U	B4H
GC135/160/190	0.7-0.8	0.028-0.031	—	BPR6ES
GS160/190	0.7-0.8	0.028-0.031	—	BPR6ES
GX22/31	0.6-0.7	0.024-0.028	U16FSR-UB	CR5HSB
GX25/35	0.6-0.7	0.024-0.028	—	CMR5H
GXH50	0.6-0.7	0.024-0.028	U16FSR-UB	CMR5HSB
GX100	0.6-0.7	0.024-0.028	U16FSR-UB	CMR5HSB
GX120/160/200	0.7-0.8	0.028-0.031	W20EPR-U	BPR6ES
GX240/270/340/390	0.7-0.8	0.028-0.031	W20EPR-U	BPR6ES
GX360	0.6-0.7	0.024-0.028	—	BPR4HS
GX640	1.0-1.1	0.039-0.043	W16EPR-U11	BPR5ES-11
GX610/620	0.7-0.8	0.028-0.031	W20EPR-U	BPR6ES
GX610K1/620K1/670	0.7-0.8	0.028-0.031	J16CR-U	ZGR5A
GV100K1	0.6-0.7	0.024-0.028	W14MR-U	BMR4A
GV100K2	0.6-0.7	0.024-0.028	—	BPMR4A
GCV135/160/190	0.7-0.8	0.028-0.031	—	BPR6ES
GCV520/530	0.7-0.8	0.028-0.031	W16EPR-U	BPR5ES
GSV160/190	0.7-0.8	0.028-0.031	—	BPR6ES
GXV50	0.6-0.7	0.024-0.028	U16FSR-UB	CR5HSB
GXV120	0.6-0.7	0.024-0.028	W16EPR-U	BPR5ES
GXV140	0.7-0.8	0.028-0.031	W16EPR-U	BPR5ES
GXV160	0.7-0.8	0.028-0.031	W16EPR-U	BPR5ES
GXV270K1/340K1	0.7-0.8	0.028-0.031	W16EPR-U	BPR5ES
GXV340K2/390K1	0.7-0.8	0.028-0.031	—	BPR5ES
GXV520/530	0.7-0.8	0.028-0.031	W16EPR-U	BPR5ES
GXV610/620	0.7-0.8	0.028-0.031	—	BPR5ES
GXV610K1/620K1/670	0.7-0.8	0.028-0.031	J16CR-U	ZGR5A